

Fall 2025 VKRP Snapshot - Kindergarten & Pre-Kindergarten Data

VKRP gives school and program leaders, teachers, and families a more complete picture of children's learning across four areas: literacy (Virginia Language & Literacy Screening System; VALLSS) through [Virginia Literacy Partnerships \(VLP\)](#), mathematics, self-regulation, and social skills. VKRP is administered through VAConnects, Virginia's integrated platform for educators and administrators to assess, track, and report progress using LinkB5, VALLSS, and VKRP.

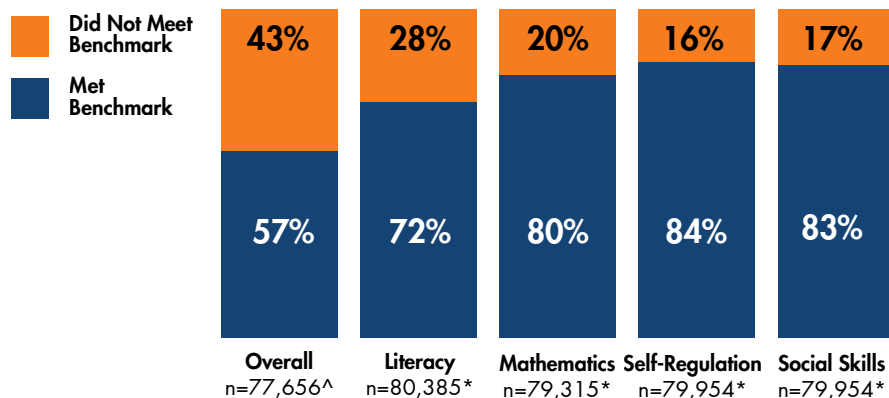
Statewide Kindergarten Data - Fall 2025

The fall overall benchmark is based on the expected skill levels of a kindergarten student **at the beginning** of the academic year.



of Virginia's kindergarteners began the 2025-2026 school year still needing to build skills in literacy, mathematics, self-regulation, and/or social skills.^{^*}

This is the second year of statewide implementation of the VALLSS. VALLSS better reflects the foundational skills necessary for literacy development and is more sensitive to overall risk for developing reading difficulties than the previous state-supported literacy screener PALS-K. A higher percentage of students was classified as low- or moderate-risk on VALLSS in fall 2025 (72%) compared to fall 2024 (64%), the first year of VALLSS statewide implementation.



[^]Students with complete data on all measures were included to obtain these estimates.

^{*}All students who had data on each individual measure were included to obtain these estimates.

In fall 2025, kindergarten students whose score fell below the overall benchmark were more likely to be Black or Hispanic/Latino, from low-income backgrounds, English language/multilingual learners, or have a disability. These differential skill development patterns highlight the need for all children to have access to high-quality educational experiences.

- 50% of Black students and 59% of Hispanic/Latino students started the school year with scores below the overall benchmark.
- 55% of students from low-income backgrounds started the school year with scores below the overall benchmark.
- 69% of English language/multilingual learners (EL) started the school year with scores below the overall benchmark.
- 66% of students identified as having a disability started the school year with scores below the overall benchmark.

Change in Readiness from Fall 2024 to Fall 2025

The percentage of kindergarten students meeting the overall benchmark increased from 51% in fall 2024 to 57% in fall 2025 — a gain of 6 percentage points. At the domain level, readiness rates increased in literacy and mathematics, while self-regulation and social skills held steady.

Increases in Readiness from Fall 2024 to Fall 2025

+6 percentage points



Overall

+8 percentage points



Literacy

+2 percentage points



Mathematics

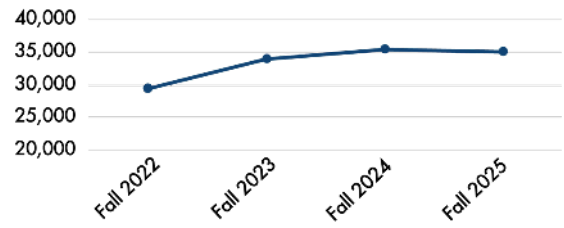
Kindergarten Students' Mental Health Well-Being

Teachers reported being moderately, very, or extremely concerned about the mental health and social-emotional well-being of 15% of their students in fall 2025.

Pre-Kindergarten Data

Beginning in the 2022-2023 school year, VKRP became available to all publicly funded pre-kindergarten programs to assess three- and four-year-old pre-kindergarten children. Enrollment increased steadily from fall 2022 to fall 2024 before leveling off in fall 2025.

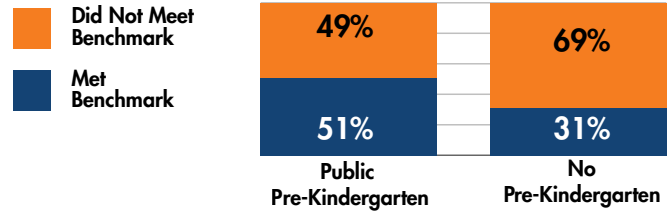
VKRP Pre-Kindergarten Enrollment Over Time



Pre-Kindergarten Matters for Readiness

Children from low-income families who attended public pre-kindergarten were more likely to be categorized as ready for kindergarten, compared to their peers who did not attend pre-kindergarten.

Overall Benchmark Status by Preschool Experience for Students from Low-Income Status, Fall 2025



Understanding and Using Pre-Kindergarten VKRP Data

Skill Development Bands help programs and educators interpret and use their VKRP pre-kindergarten data. Educators and families can use developmentally appropriate activities and intentional interactions to support and challenge children, leading to growth and development.

Pre-Kindergarten Children's Mental Health Well-Being*

Teachers reported being moderately, very, or extremely concerned about **23% of 3-year-old children** and **19% of 4-year-old children** enrolled in VKRP in fall 2025.

*Pre-kindergarten programs are targeted towards children who are experiencing risks in one or more areas and therefore are representative of a distinct group of children.

Resources for Families

VKRP results are available to families, who are encouraged to contact their school division and/or program for more information about their child's scores. Additional resources for families are available on the VKRP ([VKRP Resources for Families](#)), VLP ([VLP Family Resource Center](#)), and ECE Resource Hub ([Take-Home Strategies](#)) websites.

VAConnects Brings an Integrated Approach to VDOE's Early Childhood Data Systems

- This fall, Virginia launched Virginia Connects for Kids (VAConnects), an integrated platform for educators and administrators to assess, track, and report progress using LinkB5, VALLSS, and VKRP.
- VAConnects links early childhood classroom and site quality with assessment results for thousands of children in the Commonwealth.
- These complex datasets will give stakeholders across Virginia the ability to clearly understand the impact of investments in early childhood on school readiness, literacy, mathematics, social-emotional learning, and other academic outcomes.

1-3 Pilot Update

VKRP is continuing to conduct a 1-3 Assessment Pilot in teachers' classrooms across Grades 1-3, with data analyses occurring in spring 2026. The goal of the 1-3 Assessment Pilot is to help teachers, families, and divisions identify students' strengths and the supports needed to foster skills growth during the early elementary grades.